

Fig.1 Tree: growth habit / Strom: růstový habitus

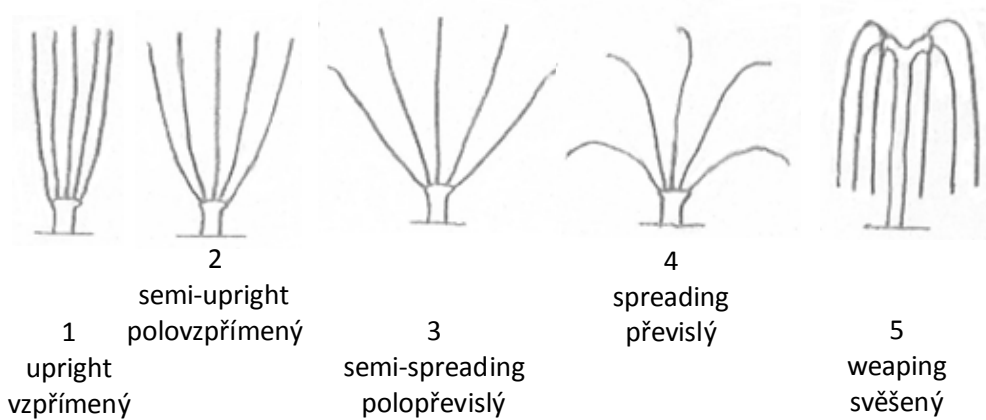


Fig.2 Branch: length of internode / Větev: délka internodií



Observation should be made on the middle part between the middle third and the upper third of the branch.

Pozorování by mělo být provedeno na střední části mezi střední třetinou a horní třetinou větve.

Fig.3 Leaf blade: length/width/thickness/depth of sinus
Listová čepel: délka/šířka/ tloušťka/vykrojení

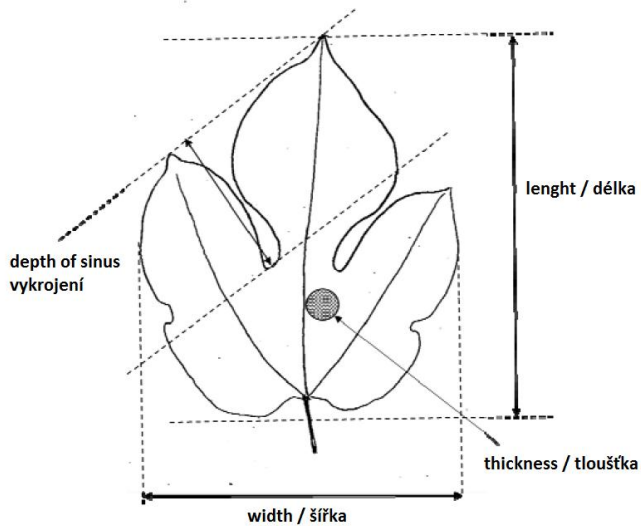


Fig.4 Leaf blade: shape of apex / Listová čepel: tvar vrcholu

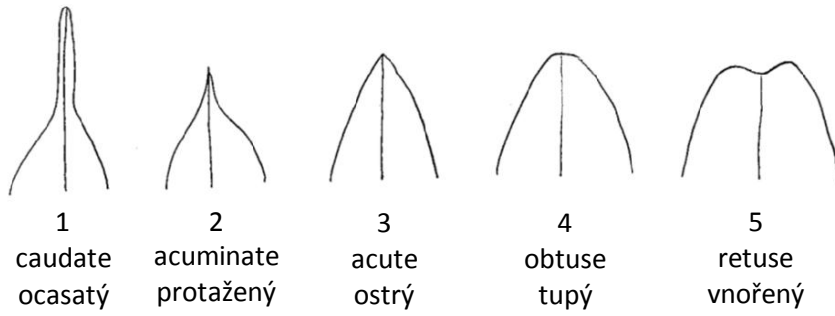


Fig.5 Leaf blade: shape of base / Listová čepel: tvar báze

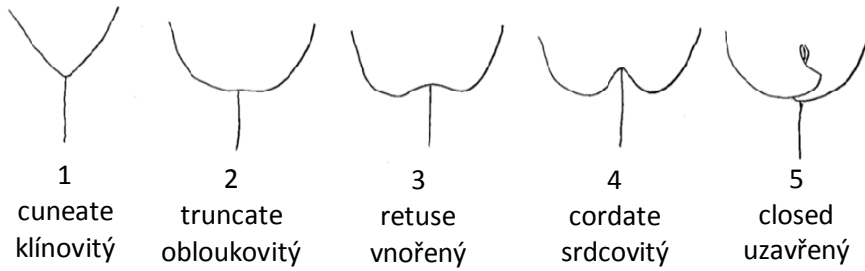


Fig.6 Leaf blade: margin / Listová čepel: okraj

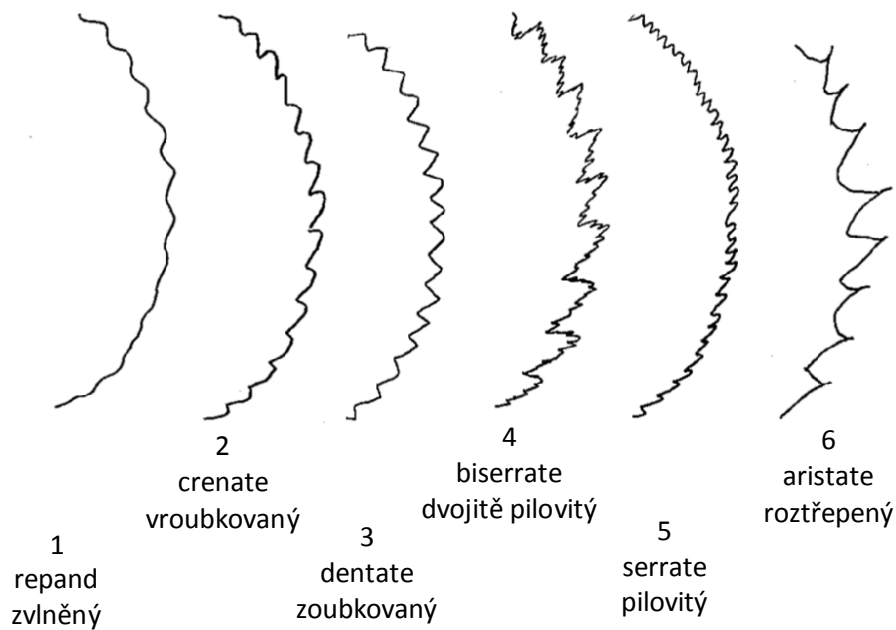
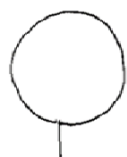


Fig.7 Fruit: shape / Plod: tvar




1
globose
kulovitý



2
ellipsoid
elipsoidní



3
cylindric
válcovitý



4
long cylindric
dlouze válcovitý